A Tortoise's Perfect Home

Where do Tortoises like to live?

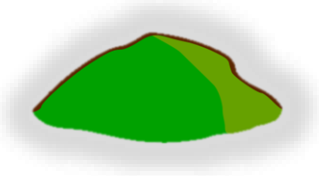

Tortoises like to live somewhere that has small slopes or hills.

Why?

Sometimes they fall on their backs and can't get up easily on flat ground. Hills also help to keep the ground dry as water will flow down them.

They like to live somewhere with lots of plants and vegetables to eat.

Why?

Tortoises like to nibble on plants and vegetables during the day.



They like to be close to bushes and rocks that they can use as shelter.

Why?

When it rains, tortoises like to be covered. They like to use bushes as beds at night time.



They like to be somewhere they can get sunlight every day.

Why?

Tortoises have very cold blood. They need to lie in the sun at the beginning of the day to warm up their bodies in order to carry on with their day.

Exercise 1

Underneath each of these pictures give them a tick ✓ if you think a tortoise would like to live here, or a cross ❌ if you think a tortoise would be unhappy in this home and say WHY!

1



2

3

4

Exercise 2

In the box below, draw a picture of a great home for a tortoise!

A Hare's Perfect Home

Where Do Hares Like To Live?

Hares like to live in big open spaces.

Why?

Hares do not hibernate and like to be free to run around.

Hares like to live near farmland.

Why?

Hares only eat vegetables and plants. They don't hibernate or store food so they need a constant food supply all year round.

Hares like to live near hedges and tall grass.

Why?

Hares like to uses hedges and tall grass as protection from other animals. They hide in them to not be seen.

Hares like to live on soft ground

Why?

Hares dig very small holes in the ground called 'forms'. They use these small ditches to sleep and it is also where their children are born.

Exercise 3

Underneath each of these pictures give them a tick ✓ if you think a hare would like to live here, or a cross ✗ if you think a hare would be unhappy in this home and say WHY!

1.

2.

3.

4.

Exercise 4

In the box below, draw a picture of a great home for a hare!

Answers

Exercise 1

1. Bad
2. Good
3. Bad
4. Good

Exercise 2

Key things to look for in the picture.

- Slopes or Hills
- Vegetation
- Sunlight
- Shelter (bushes or rocks)

Exercise 3

1. Good
2. Bad
3. Bad
4. Good

Exercise 4

Key things to look for in the picture.

- Open Spaces
- Farmland
- Hedges
- Forms (small ditches)