

# Girlguiding Bedfordshire

## Woburn Safari Park Quest



**Share all your safari experiences** – tag us on socials here:

Facebook: @woburnsafari

Instagram: @woburn\_safari

YouTube: @woburnsafari

## Introduction

**Woburn Safari Park** is a drive-through animal park, set in over 360 acres of beautiful Bedfordshire parkland. Teeming with an array of amazing wildlife, visitors will embark on a thrilling adventure to see a world of wonderful animals, in just one day!

Home to hundreds of exotic and endangered animals, safari adventures include a drive through the Road Safari, with elephants, lions, tigers, monkeys, rhinos, bears, and giraffes.

Repeat the Road Safari circuit as many times as you like throughout the day, then explore on foot and learn about the wonderful residents of the park at keeper feeding times, talks and demonstrations in the Foot Safari. Little explorers have lots of chances to blow off steam with plenty of free indoor and outdoor play areas and activities included in the ticket price.

Every season brings fresh excitement to the Park, with new births, fascinating arrivals, and activities for the whole family to enjoy. In the Foot Safari, visitors can meet the newest residents: A pair of bush dogs, Shetland ponies, otter pups, a squirrel monkey infant, and many more.

Over in the Road Safari, two southern white rhinos, Granville and Azeeza, have settled into their new home, along with two critically endangered newborns, Yana, a Somali wild ass, and Djembe, an Eastern mountain bongo.

2025 also sees the launch of an exciting new attraction for young adventurers (ages 3–9) who can take the wheel of a fun-sized keeper car. Young explorers can cruise around a special driving circuit, pretending to be a zookeeper on an exciting mission!



The Woburn Estate also includes:

**Woburn Abbey** has been the family home of the Earls and Dukes of Bedford for nearly 400 years and is currently the home of the 15th Duke and his family. The Russell family, their ancestors and descendants have, over many centuries created a fascinating cultural, social and diplomatic history with many an interesting and colourful story.



Set within 3,000 acres of beautiful Deer Park, the great house itself is full of unique history and is a remarkable record of 400 years of English history. This includes the story that led the 14th Duke to creating a charity called the Tavistock Trust.

**Woburn Golf Club** has three tournament-hosting courses with the Duke's, Duchess' and Marquess' courses and it is the first golf venue to have all three courses featured in Golf Monthly Magazines Top 100 courses in the UK and Ireland. Since hosting the Dunlop British Masters in 1979, more than fifty professional tournaments have been played.



## Contribute to Conservation

The activities in this pack have been designed to be completed before or after your visit to Woburn Safari Park. This will provide you with the opportunity to contribute to Woburn Safari Park's conservation mission:



Woburn Safari Park is an **expansive wild animal park** home to hundreds endangered, exotic and native animals living in 360 acres of Bedfordshire parkland.

Our mission is to help **protect the long term future** of vulnerable animal species by making a **direct contribution** to in-situ and ex-situ conservation projects. This is done by **generating funds** for animal charities working to **protect habitats** and **species in the wild**; through educating visitors and the public; **raising awareness** of conservation issues and involvement in endangered animal **breeding programmes**.

We are also committed to **native species conservation** through direct action and sustainable use of resources.



As part of this mission, we want to encourage the public to reduce their plastic waste, please follow these tips to help out!

- Carry a reusable cup or drinking bottle with you
- Say no to plastic cutlery and straws. Try carrying with you your own set of reusable ones instead!

## **Try as many of these activities as you like to earn the quest badge!**

**Have a go at making your own reusable food wraps like the example below:**

You will need:

- Clean fabric
- Scissors
- Bees wax
- Non-stick baking paper
- Candle warmer or a large cooking pot
- Oven tray
- Paintbrush
- An adult to help!



Hobbycraft have a great step-by-step guide available here on their website <https://www.hobbycraft.co.uk/ideas/how-to-make-bees-wax-wraps.html>

## Make your own paper straws

You will need:

- Thick paper
- Scissors
- Non-toxic glue
- Chopsticks
- Glass jar
- Paraffin wax
- Candle warmer or a large cooking pot
- Paper towel
- An adult to help!



National Geographic Kids have a step by step guide available here on their website <https://www.natgeokids.com/uk/kids-club/cool-kids/general-kids-club/how-to-make-paper-straws/>

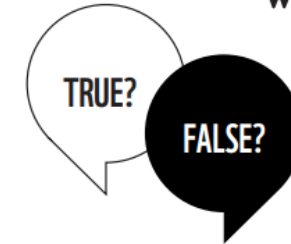
## QUIZ

Use this quiz to test your friends and family's knowledge of plastic waste

Find the answers on page 31

### ACTIVITY 3

## OCEANS AND PLASTICS QUIZ QUESTIONS



Discuss these statements with a partner and agree on whether you think that they are true or false. Circle your answer on the sheet.

1	Oceans cover about 70 per cent of our planet's surface.	TRUE / FALSE
2	In the UK, we eat £2.5 billion worth of seafood each year.	TRUE / FALSE
3	Only 30 per cent of the ocean is protected.	TRUE / FALSE
4	Around half of the oxygen that we breathe comes from the ocean.	TRUE / FALSE
5	It can take fishing lines 300 years to degrade in the ocean.	TRUE / FALSE
6	By 2050 oceans could contain more plastic than fish.	TRUE / FALSE
7	About 45 per cent of plastic waste is properly recycled.	TRUE / FALSE
8	On average there are 358 items of litter per square kilometre on Britain's sea floor.	TRUE / FALSE
9	Over 80 per cent of pollution in the sea comes from activities that have taken place on land.	TRUE / FALSE
10	Microplastics are found in over 75% of mussels taken from British beaches.	TRUE / FALSE

## Cooking Ideas



### Lion themed dip & vegetables

You will need:

- Vegetables e.g. peppers, cucumber
- Dip e.g. hummus
- Crackers
- Chopping board
- Knife



### Penguin marshmallows

You will need:

- Marshmallows
- Melting chocolate
- Smarties
- Bowl for melting chocolate
- Hob/microwave



### Biscuit decorating

You will need:

- Plain biscuits
- Coloured icing



### Animal pizzas

You will need:

- Base sauce e.g. Tomato puree
- Cheese
- Pizza dough or pitta bread
- Toppings e.g. peppers, pineapple
- Oven

## Raise money for the Humboldt penguins

- Sponsored litter pick
- Bake sale
- Car washing

## Celebrate World Penguin Day 25<sup>th</sup> April by creating eco-friendly crafts:

[How to Make an Origami Penguin / Paper Penguins](#)



## HOW IS SPHENISCO HELPING WILD PENGUINS?

**Education and public relations:** Sphenisco has been raising awareness among the local population to help the habitats of the Humboldt penguin.

**Science and Research:** Sphenisco initiates research projects in Chile and Peru. In Chile researchers have been investigating the population, breeding success, and foraging as part of a six-year project. Meanwhile in Peru, the breeding pairs and success is being monitored across a two-year project.

**Partnerships:** The charity places a big emphasis on environmental education and species conservation, so the charity has also partnered with European zoos, such as ourselves, to help support the charity's habitat conservation activities in Chile and Peru.

# SPHENISCO

Sadly **Humboldt penguins are threatened with extinction**. But together with conservationists, scientists and citizens, Sphenisco is working hard to support the **protection of breeding colonies** and the marine areas surrounding them, to help **safeguard the future** of this incredible species.

The wild population of Humboldt penguins is threatened by a variety of different factors, including the reduction of fish due to overfishing and climate change, the illegal harvesting of guano, uncontrolled tourism disrupting the breeding season, and pollution of their habitat.

Sphenisco works to **support in-situ work** in partnership with Chilean activists and scientists, to help save the Humboldt penguins from extinction.



# Learn British Sign Language (BSL) – Road Safari Animals

<p><b>RHINO</b></p>  <p>Palm left full 'C' hand moves forward/up from the nose closing to a fist.</p> <p><small>LETS SIGN © the LETS SIGN BSL Series - www.LetsSign.co.uk</small></p> <p><small>WOBURN Safely First</small></p>	<p><b>ZEBRA</b></p>  <p>Fingerspell 'Z' then tips of 'C' hand move across the body to indicate stripes.</p> <p><small>LETS SIGN © the LETS SIGN BSL Series - www.LetsSign.co.uk</small></p> <p><small>WOBURN Safely First</small></p>	<p><b>OSTRICH</b></p>  <p>Tips of 'C' hand move up the chest and neck to indicate long neck and change to a bunched hand.</p> <p><small>LETS SIGN © the LETS SIGN BSL Series - www.LetsSign.co.uk</small></p> <p><small>WOBURN Safely First</small></p>	<p><b>ELEPHANT</b></p>  <p>Full 'C' hand moves forward, down and curves upward like an elephant's trunk.</p> <p><small>LETS SIGN © the LETS SIGN BSL Series - www.LetsSign.co.uk</small></p> <p><small>WOBURN Safely First</small></p>	<p><b>GIRAFFE</b></p>  <p>Palm back full 'C' hand moves upwards in front of neck and face.</p> <p><small>LETS SIGN © the LETS SIGN BSL Series - www.LetsSign.co.uk</small></p> <p><small>WOBURN Safely First</small></p>
<p><b>TIGER</b></p>  <p>Clawed hands move apart on chest, then make forward clawing movement.</p> <p><small>LETS SIGN © the LETS SIGN BSL Series - www.LetsSign.co.uk</small></p> <p><small>WOBURN Safely First</small></p>	<p><b>LION</b></p>  <p>Clawed hands move down around the head like a bushy mane, then make forward clawing movement.</p> <p><small>LETS SIGN © the LETS SIGN BSL Series - www.LetsSign.co.uk</small></p> <p><small>WOBURN Safely First</small></p>	<p><b>BEAR</b></p>  <p>Closed hands are held crossed and tap twice against the chest.</p> <p><small>LETS SIGN © the LETS SIGN BSL Series - www.LetsSign.co.uk</small></p> <p><small>WOBURN Safely First</small></p>	<p><b>WOLF</b></p>  <p>Palm back bent hand moves sharply forward from the nose closing to a bunched hand.</p> <p><small>LETS SIGN © the LETS SIGN BSL Series - www.LetsSign.co.uk</small></p> <p><small>WOBURN Safely First</small></p>	<p><b>MONKEY</b></p>  <p>Tips of bent hands brush upwards twice at sides of upper chest near armpits.</p> <p><small>LETS SIGN © the LETS SIGN BSL Series - www.LetsSign.co.uk</small></p> <p><small>WOBURN Safely First</small></p>

# Learn British Sign Language (BSL) – Foot Safari Animals

<p><b>ALPACA</b></p>  <p>R. hand upright, middle and ring fingers touching thumb, elbow resting on L. hand.</p>	<p><b>LEMUR</b></p>  <p>Fingers of V hands close together in outward movement from eyes, then index closes onto thumb moving forward from the nose.</p>	<p><b>MACAW</b></p>  <p>Curved index finger twists forward from in front of the nose in the shape of a beak.</p>	<p><b>SEA LION</b></p>  <p>Palm facing hands held forward clap together then palm back hands make alternate small waddling movements.</p>	<p><b>MONGOOSE</b></p>  <p>Fingerspell 'M' 'G'.</p>
<p><b>BUSH DOG</b></p>  <p>Palm back clawed hands move apart in bushy outline shape then 'N' hands are held like a dog begging.</p>	<p><b>HARVEST MICE</b></p>  <p>Extended little fingers move alternately in small circles at sides of forehead, then index finger twists in from wrist on side of nose.</p>	<p><b>RED PANDA</b></p>  <p>Index finger flexes forward from the lips then clawed hands twist in from the wrists in front of the eyes.</p>	<p><b>OTTER</b></p>  <p>Index fingers close onto thumbs in outward movements at sides of the face then hands make small outward swimming movements.</p>	<p><b>WALLABY</b></p>  <p>Palm facing clawed hands move in towards each other then palm down bent hands make small forward hopping movements.</p>

## Who Am I?

How many endangered animals can you guess from the clues below?

Answers are on page 32

**Who Am I?**

- I have very thick skin.
- I have a wide mouth lip to eat grass.
- I have two horns.
- I am hunted by poachers for my horns.
- My horns are made of keratin.
- I live in the grasslands of Africa.



Who Am I?

**Who Am I?**

- I live in tropical forests.
- I am a very large, grey animal.
- I have large ears and a trunk.
- If I am a male, I have tusks.



Who Am I?

**Who Am I?**

- I live in Eastern Russia and Siberia.
- I eat meat.
- I have orange and black stripes.
- I am a very large cat.



Who Am I?

**Who Am I?**

- I live in trees high up in the Asian mountains.
- I am a bit bigger than a cat.
- I look a bit like a bear.
- I have brown-red fur.
- I am very good at acrobatics. I use my bushy tail to help me balance.
- I eat bamboo.



Who Am I?



# AMUR TIGER WORDSEARCH




M	E	S	M	C	R	A	S	S	I	C	R	A	F
T	I	M	I	R	E	E	A	V	R	E	N	I	M
E	S	A	R	T	D	A	G	I	E	C	R	E	A
V	T	E	A	A	M	A	C	I	B	I	T	A	G
R	T	R	F	E	I	F	E	E	T	E	E	T	H
M	N	T	A	M	T	E	N	N	E	R	I	A	D
R	E	D	S	E	R	T	S	A	E	A	U	S	C
C	C	S	D	A	I	A	M	R	I	T	A	M	U
A	S	A	A	L	A	R	E	G	V	E	S	I	A
C	A	M	O	U	F	L	A	G	E	I	I	A	A
A	T	G	R	S	I	B	E	R	I	A	U	E	H
C	O	N	S	E	R	V	A	T	I	O	N	M	V
M	E	O	E	F	E	B	C	L	A	W	S	S	A
R	S	E	N	D	A	N	G	E	R	E	D	O	R

## WORD BANK

- CLAWS
- CAMOUFLAGE
- MINERVA AMUR TIGER
- ENDANGERED ROAD SAFARI
- SCENT TEETH SIBERIA
- DMITRI CONSERVATION
- MEAT






  
WOBURN  
Safari Park



# ASIAN ELEPHANT WORDSEARCH



I	B	E	N	D	A	N	G	E	R	E	D	U	E
M	A	D	B	E	H	A	T	Z	T	I	S	U	L
T	I	A	A	R	A	A	U	R	I	A	U	T	E
C	I	K	H	M	A	O	S	A	L	K	O	O	P
H	W	N	N	O	I	E	K	I	N	K	R	R	H
A	J	U	Y	T	W	N	S	E	D	J	O	O	A
N	T	R	U	I	E	J	I	R	I	C	V	R	N
D	R	T	Z	L	I	N	R	A	R	I	I	I	T
R	A	T	I	R	T	I	B	M	K	I	B	A	M
I	S	I	N	A	A	U	I	A	I	D	R	S	E
K	A	E	D	T	A	S	G	D	D	S	E	N	A
A	A	H	R	A	J	A	I	A	N	R	H	A	D
T	I	S	G	D	I	R	H	A	U	O	I	A	O
K	A	A	M	A	L	A	O	U	N	N	A	I	W

## WORD BANK

- TUSKS
- YU ZIN
- RAJA
- HERBIVOROUS
- ASIA
- CHANDRIKA
- DAMINI
- ENDANGERED
- ELEPHANT MEADOW
- BIG
- TARLI
- TRUNK



# Keep a plastic diary using the template below

## ACTIVITY 6

### MY PLASTIC DIARY

Your name .....

Over the next week, keep a 'plastic diary', recording how much single-use plastic you use.



	Monday	Tuesday	Wednesday	Thursday	Friday	Saturday	Sunday	Add up your totals here
Plastic bags								
Plastic bottles								
Plastic drinking straws								
Plastic food wrappers and packets								
Yoghurt pots and other food containers								

What other plastic items have you used this week? .....

.....

Now try to reduce how much single-use plastic you use next week!

**Create your own animal fact files**

# Giraffe

Giraffe live in areas that are

---

---

---

---

---

---

Giraffe eat

---

---

---

---

Giraffe are well adapted to their environment because

---

---

---

---

---

---

---

---

---

A fun fact about giraffe is

---

---

---



My drawing of a giraffe

# Penguin

Penguins live in areas that are

---

---

---

---

Penguins eat

---

---

---

---

Penguins are well adapted to their environment because

---

---

---

---

---

---

---

A fun fact about penguins is

---

---

---



My drawing of a penguin

# Lion

Lions live in areas that are

---

---

---

---

Lions eat

---

---

---

---

Lions are well adapted to their environment because

---

---

---

---

---

---

---



My drawing of a lion

---

---

---

---

---

---

---

A fun fact about lions is

---

---

---

# Black Bear

Black bears live in areas that are

---

---

---

---

Black bears eat

---

---

---

---

---

Black bears are well adapted to their environment because

---

---

---

---

---

---


---

A fun fact about Black bears is

---

---

---



My drawing of a black bear

# Rhino

Rhinos live in areas that are

---

---

---

---

Rhinos eat

---

---

---

---

---

Rhinos are well adapted to their environment because

---

---

---

---

---

---

---

A fun fact about rhinos is

---

---

---



My drawing of a rhino

# Asian Elephant

Elephants live in areas that are

---

---

---

---

Elephants eat

---

---

---

---

---

Elephants are well adapted to their environment because

---

---

---

---

---

---

---

A fun fact about elephants is

---

---

---



My drawing of an elephant

## Design your own safari park!

Have you ever wondered what it would be like to have your very own zoo?

Could you design your own safari park?

### Let's get started!

First, which animals would you like to have in your zoo?

Useful tips: There are some important things to think about when building each animal habitat in your zoo. Have a think about your answers to the following questions to help you make some important decisions about your zoo design.

What is your favourite habitat at Woburn Safari Park? What's your favourite animal?

Can you think of why that might be? Try to add your favourite features to your own animal habitats. What type of habitat will your animal need?

- For example, underwater animals will need lots of water. What type of habitat does your animal live in in the wild? How could you recreate this wild habitat in your zoo?
- For example, if it's a woodland or forest animal, could you plant trees to make this habitat a woodland? (Take a look at African Forest – on the Road Safari map).
- Does your animal like to live alone (is it a solitary animal)? Or does it live in a group (a social animal)?
- What size is your animal? Is the space you've created big enough for that animal? Smaller animals won't need as much space as large animals. A social group may need more space to roam than a solitary animal.

- What will your animal need to be healthy in this habitat? For example, clean water, shelter and an inside space to get warm.


Name of your zoo:

How much are the tickets?

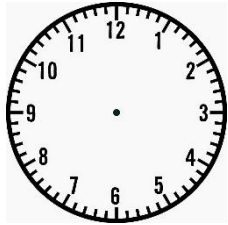
Adults:

Children:

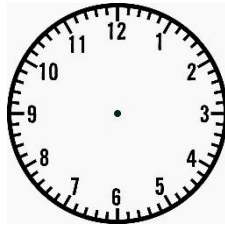
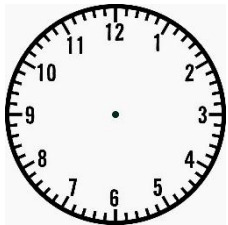
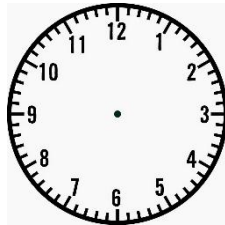
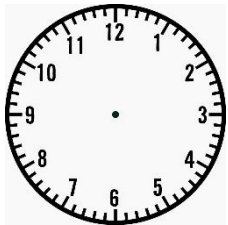
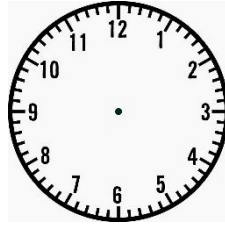
Logo Design:



Animal Talk Times:




**Example:** Sea lion  
Demonstration at 11am




## **Your Road Safari map**

A map is important to help your visitors find their way around your zoo. Why not draw a map of your road safari below and come up with a route that let's everyone see all of your animals. Remember to include all of your different animal habitats.

A large, empty rounded rectangular box with a thin black border, intended for drawing a road safari map. The box is centered on the page and occupies most of the lower half of the page.

### Your foot safari map

After the Road Safari, you may want your guests to go to the Foot Safari to see smaller animals. Why not draw a map of your Foot Safari below and come up with a route that helps everyone see the animals. Remember to include fun activities for your visitors to enjoy.

A large, empty rounded rectangular box with a thin black border, intended for drawing a map of a foot safari. The box is centered on the page and occupies most of the lower half of the page.

## Enclosure design

Plan and sketch of what you think would be an ideal enclosure for an animal of your choice. You can mark up your design or provide an explanation of what you have done at the end.

Animal	Food	Substrate
Climbing Structure	Sleeping area	Something fun
Trees and Bushes	Water	Shelter

**Enclosure Front View**

**Aerial View**

**Animal House Interior**

## Answers – True or false plastic waste quiz

- 1 Oceans cover about 70 per cent of our planet's surface.  
**TRUE:** *Oceans cover 71 per cent of our planet's surface and make up 95 per cent of all the space available to life.*
- 2 In the UK, we eat £2.5 billion worth of seafood each year.  
**FALSE:** *In the UK, we actually eat a staggering £4.5 billion worth of seafood each year, with the most common fish eaten in the UK being salmon, tuna and cod.*
- 3 Only 30 per cent of the ocean is protected.  
**FALSE:** *Only 4 per cent of the ocean is under some form of protection. We need to do far more to protect our oceans and the plant and animal species that live there, as well as provide a healthier future for us too!*
- 4 Around half of the oxygen that we breathe comes from the ocean.  
**TRUE:** *Tiny marine organisms, called phytoplankton produce around 50 per cent of the oxygen that we breathe.*
- 5 It can take fishing lines 300 years to degrade in the ocean.  
**FALSE:** *According to some sources, sadly, it can take twice as long as this – 600 years. Around 10 per cent of all rubbish in the sea comes from the fishing industry. Nets and fishing gear can get lost or thrown away and these 'ghost nets' can keep trapping fish, seals, turtles and other sea life for years.*
- 6 By 2050, oceans could contain more plastic than fish.  
**TRUE:** *We are producing around 20 times more plastic than we did 50 years ago and this is expected to double again in the next 20 years. Much of this ends up in the sea.*
- 7 About 45 per cent of plastic waste is properly recycled.  
**FALSE:** *In fact, just 9 per cent of all plastics are recycled. Around 40 per cent of our plastic ends up in landfill and a third finds its way into fragile ecosystems such as the world's oceans.*
- 8 On average there are 358 items of litter per square kilometre on Britain's sea floor.  
**TRUE:** *The amount of litter on Britain's sea floor has increased by over 200% since 1992 and nearly 80% of this is plastic.*
- 9 Over 80 per cent of pollution in the sea comes from activities that have taken place on land.  
**TRUE:** *Most of our waste eventually reaches the sea. If they are not thrown away carefully, plastics can enter drains and rivers. Fertilisers and pesticides from farms and gardens can run to the sea and in many parts of the world, untreated sewage is pumped into the ocean.*
- 10 Microplastics are found in over 75% of mussels taken from British beaches.  
**TRUE:** *According to research, microplastics are found in up to 80% of mussels taken from British beaches! Every day millions of microplastics enter the sea from products such as toothpaste and scrubs, so we need to reduce the amount of plastic entering the oceans.*

## Answers – Who Am I?

### I am a white rhino.




The white rhino is endangered because it is hunted for its horns.

In some parts of the world, it is believed that rhino horn can make people better.

There are **only 18,000** left in the world.

### I am an elephant.



Elephants are endangered because they are poached for their tusks.

Tusks are made from ivory and can be made into furniture, ornaments and jewellery.

Elephant habitats have been destroyed. Trees have been cut down to make paper and other household things and make space for farming.

### I am a red panda.



The red panda is endangered because the trees they live in are cut down for wood.

They are also hunted for their beautiful fur.

Sometimes, they get caught in traps that are meant for other small animals.

### I am an Amur tiger.



The Amur (or Siberian) Tiger is endangered because they are hunted for their beautiful fur.

They are also hunted because people think they can help make medicine – not true!

Their habitat is also being destroyed. There are only about 400-500 left in the wild.


When you have finished your quest, please complete the order form below for your badges:

<https://forms.office.com/e/ZyHf6tJvee>

Badges cost £1.00 each plus P+P depending on quantity (detailed on order form)

If you have any questions regarding your order, please contact

[challengebadges@bedsguiding.org.uk](mailto:challengebadges@bedsguiding.org.uk)



Don't forget to share what you've done on your quest via social media and tag us!